




M-SERIES WASHER-EXTRACTORS

HYDRAULIC TILT • THREE SIZES • DURABLE



68036 M5K

HYDRAULIC TILT • SUPERIOR D



SmoothCoil™ Suspension System:

The dynamically tuned suspension puts the center of mass where an imbalance would occur. This allows for superior vibration dampening and less wear and tear. Dynamic forces are evenly applied for minimum vibration, which promotes greater productivity (no stopping and recycling). The system features a highly engineered fabric reinforced solid rubber isolator.

Consistent Vibration Isolation:

The variable spring rate allows for a nearly constant natural frequency, with changing loads, and therefore consistent vibration isolation potential.

Excellent Vibration Isolation:

Low natural frequencies provide isolation of forced frequencies.

Effective Noise Reduction:

The springs are quiet, unlike steel springs, which can suffer from coil shatter often. Metal springs readily transmit high frequency structural noise.

Corrosion Resistant for a Durable, Long Life:

Due to the rubber and fabric reinforced construction, the SmoothCoil™ suspension system has been proven successfully in the damp and corrosive laundry environments for more than 15 years!

Lateral Vibration Isolation:

The lateral spring rate of the SmoothCoil™ spring can be less than the vertical spring rate, resulting in lower lateral natural frequency. SmoothCoil™ provides better vibration isolation in all degrees of movement.

Two-Way Tilt and Large Door:


21 degree tilt forward and backward (48040 has 16 degree unloading tilt angle), and large door (38" for 48040, 48" for the 68036 and 72046) provide safe, fast, and efficient loading and unloading.

Streamlined Design, Rugged Components, Easy Maintenance Access:

This machine has been designed for multiple shifts for years to come. There are fewer parts, so there is less to maintain. The basket and shell are made of 304 grade stainless steel.

High Extract:

The M-Series washer-extractors achieve 300 Gs, allowing for maximum moisture removal. This saves you process time (shorter dry times needed).



72046 M5K

Open Access:

The M-Series models have superior access to structural components, for simplified maintenance.

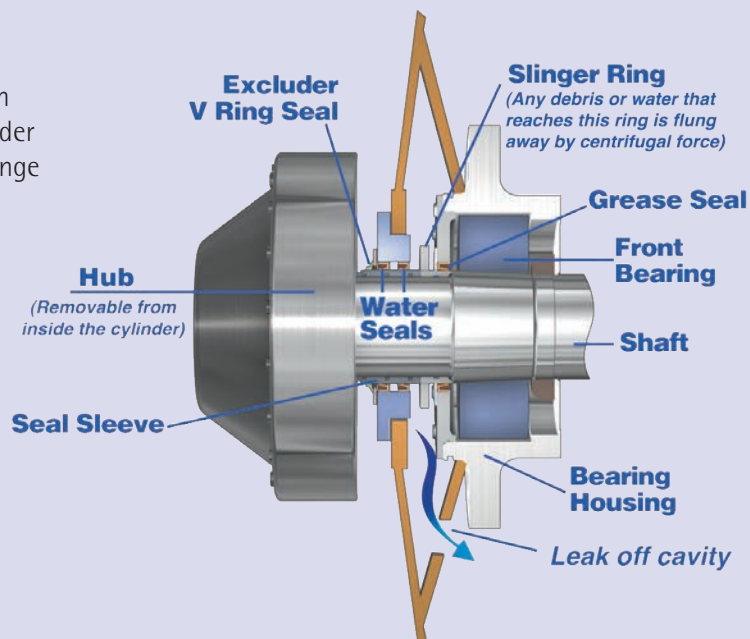

Excellent Ergonomics:

The hydraulically operated single pivot tilt puts the door within easy reach for mechanized or manual loading/unloading. Gravity assist and excellent ergonomics saves time, while minimizes fatigue and back strain.

DESIGN • DURABLE & EFFICIENT

Intelligent Bearing Design:

The Milnor 68036 and 72046 bearing housing design provides quadruple (three water seals and one excluder ring) protection of the crucial bearings. You can change the water seals and seal sleeve through a removable tapered hub in the cylinder. This saves repair time and significant expense.



The seal and bearing design used here uses multiple large leak off ports that essentially make it impossible for water to contact the bearings. And, when a seal leak is seen, quick and inexpensive seal replacement makes for a quick return to production at a fraction of the price of an entire bearing housing assembly. Another smart Milnor advantage!



Door Chute Optional:

Milnor offers an optional integrated door chute for automated washer-extractor systems. This feature is ideal for high production laundries.

Safety:

All three capacities of the M-Series for manual and semi-automated operation feature safety-rated light curtains, which provide an electronic safety fence around the machine.



Highly Programmable Control:

The MilTouch-EX™ control is an enhanced version of the MilTouch™ control, which utilizes resistive touch screen technology and full VGA resolution. The clear and informative display shows current machine status info including total, formula time, and time elapsed. With complete programming flexibility, MilTouch-EX™ touchscreen control formulas can be developed on a PC, saved to USB external memory and uploaded with a screen touch. The control has intuitive fault diagnosis and relevant troubleshooting suggestions, which streamlines employee training and eliminates operator guesswork. The 15 chemical signals and MilTouch-EX™ control allow the user complete access to the machine's function at every level and wash/ rinse step (within safety limits). The MilTouch-EX™ control can be interfaced with specialized options such as metered water and integrated reuse tanks.

WHY CHOOSE M-SERIES?

- Three sizes: 42 cu. Ft. (1188 L), 75.6 cu. Ft. (2141 L), and 108.4 cu. Ft. (3070 L)
- Innovative bearing design that keeps water away from bearings (even if seals wear)
- Flexible microprocessor specifically designed for laundries with high production
- 300 G Extraction rate
- Automatic supply injection
- Easy-to-access parts for simplified maintenance
- Durable construction for high production laundries



SPECIFICATIONS	48040 M7K		68036 M5K		72046 M5K	
Capacity [♦] – lb. (kg)	275	(125)	400-500	(182-227)	600-700	(272-318)
Loading ratio – lb. (kg) @ lb./cu. Ft. (L/kg)	-	-	400 (182)	5.29 (11.76)	600 (273)	5.54 (11.25)
	-	-	450 (205)	5.95 (10.44)	650 (295)	6 (10.41)
	-	-	500 (227)	6.61 (9.43)	700 (318)	6.46 (9.65)
Cylinder volume – cu. Ft. (L)	42	(1188)	75.6	(2141)	108.4	(3070)
Cylinder diameter – in. (mm)	48	(1219)	68	(1727)	72	(1828)
Cylinder depth – in. (mm)	40	(1016)	36	(914)	46	(1168)
Motor – HP (kW)	25	(18.64)	40	(29.82)	75	(52.19)
Wash speeds* – RPM	30-38	-	30-38	-	20-37	-
Distribution* – RPM	66	-	48	-	45	-
Extract Speeds* – RPM	200-664	-	200-558	-	200-542	-
Max Extract – RPM (G's)	664	(300)	558	(300)	542	(300)
Drain valve – in. (mm)	4.5	(114)	8	(203)	8	(203)
Inlet connection – in. (mm)	1.5	(38)	2	(50)	2	(50)
Overall width ⁺ – in. (mm)	89.75	(2277)	105.75	(2686)	109.75	(2788)
Overall depth ⁺ – in. (mm)	119.29	(3030)	124.32	(3158)	138.25	(3512)
Run Height ⁺ – in. (mm)	107	(2718)	128.82	(3271)	131.88	(3349)
Max Tilt Height ⁺ – in. (mm)	121.55	(3087)	139.82	(3552)	151.25	(3841)
Load Tilt Angle	21°	-	21°	-	21°	-
Unload Tilt Angle	16°	-	21°	-	21°	-
Overall Weight ⁺ – lb. (kg)	10,111	(4586)	16,700	(7575)	17,800	(8074)

[♦]Depending on weight and soil content of goods. ^{*}Approximate. ⁺With standard accessories. Consult Factory for acoustics information. Specifications and appearance subject to change without notice.

Printed in the USA
© Pellerin Milnor Corporation
Brochure B22SLI5002/16326



Pellerin Milnor Corporation
P.O. Box 400, Kenner, LA, 70063 USA
504-712-7656 • 800-469-8780
Fax: 504-468-3094
milnorinfo@milnor.com
www.milnor.com